





# PINTEREST CHECKLIST




## BUSINESS ACCOUNT

Create a business account or convert your personal account over




## PROFILE IMAGE

Upload a photo, logo or avatar image that is connected to you or your brand




## PROFILE DESCRIPTION

Write a clear, concise description of you and what can be found on your boards




## CLAIM YOUR WEBSITE

If you have a website or blog, claim and verify it




## BOARDS

Create at least 5-10 boards of interest to your audience. Use clear titles & add in descriptions




## PINS

Add at least 5 pins to each of your newly created boards




## SCHEDULE

Schedule a month's worth of pins to start populating these boards




## PIN IT BROWSER BUTTON

Add the Pin It button to your browser and start pinning content you find



## ANALYTICS

Start monitoring your analytics and use the data to amend your pinning strategy



## GROW

Plan more boards, let people know you're on Pinterest, join group boards, follow other people's boards